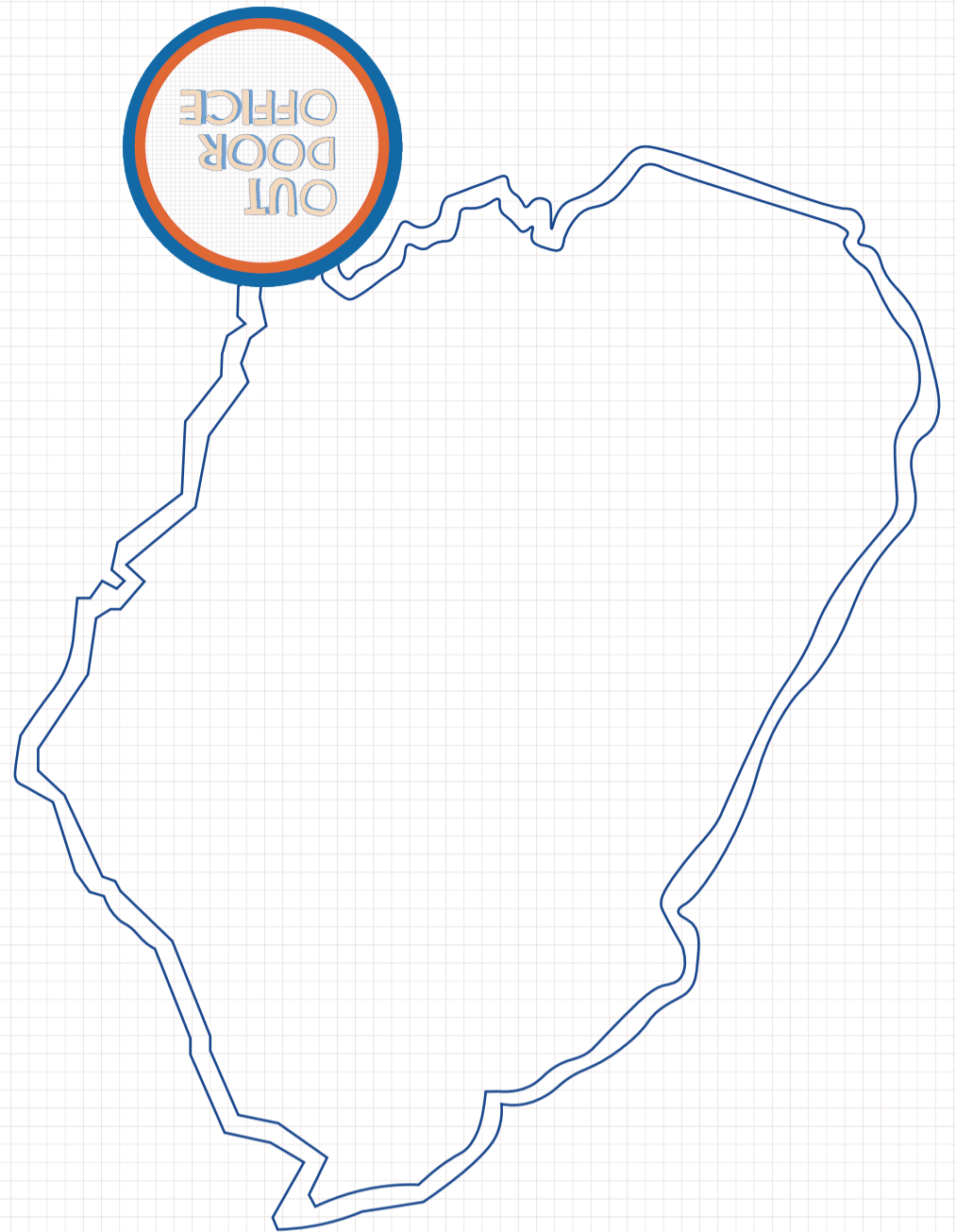


This guide has been produced by Lunchtime Practice, the artists in residence on the Outreach programme for the Community Archaeology strand of the Pendle Hill Landscape Partnership.



This guide has been created to encourage you to question what archaeology means in 2019. Using it as an introduction to archaeology, this guide should help you to explore how you can get involved in activities around Pendle Hill and become a member of the Outdoor Office. Find out more about how you can interact with the project by following @TheOutdoorOffice

GET INVOLVED LEARN NEW SKILLS, SPEND MORE TIME IN YOUR LOCAL AREA & MEET NEW FRIENDS

WANT TO VOLUNTEER IN THE PENDLE HILL LANDSCAPE? OPPORTUNITIES INCLUDE PRACTICAL CONSERVATION WORK, WILDLIFE SURVEYS, RURAL SKILLS AND MUCH MORE. EMAIL: JAYNE.ASHE@LANCASHIRE.GOV.UK OR CALL 01200420420.

In-situ - The Gatherings Project GET INVOLVED IN THE GATHERING PROJECT, IN-SITU INTEGRATES ART INTO THE PENDLE HILL PROJECTS. EMAIL : info@in-situ.org.uk

MID PENNINE ARTS PENDLE RADICALS PROJECT JOIN THE RESEARCH TEAM AND EXPLORE PENDLE HILL'S HERITAGE OF RADICAL THINKERS AND NON-CONFORMISTS. EMAIL : nick@midpenninearts.org.uk


RIBBLE RIVERS TRUST – PENDLE WOODLANDS AND INVASIVE NON-NATIVE SPECIES PROJECT (WINNS) GET INVOLVED IN THE PENDLE WINNS PROJECT, TO CREATE NEW WOODLAND THROUGH TREE PLANTING DAYS. EMAIL : admin@ribbletrust.com

DRY STONE WALLING ASSOCIATION-TRADITIONAL BOUNDARIES PROJECT THEY RUN COURSES IN DRY STONE WALLING AND HEDGELAYING. TRY YOUR HAND AT THESE TRADITIONAL SKILLS. EMAIL : information@dswa.org.uk

A BEGINNER'S GUIDE TO ARCHAEOLOGY

TOOL KIT

A FEW ITEMS EVERY ARCHAEOLOGIST NEEDS

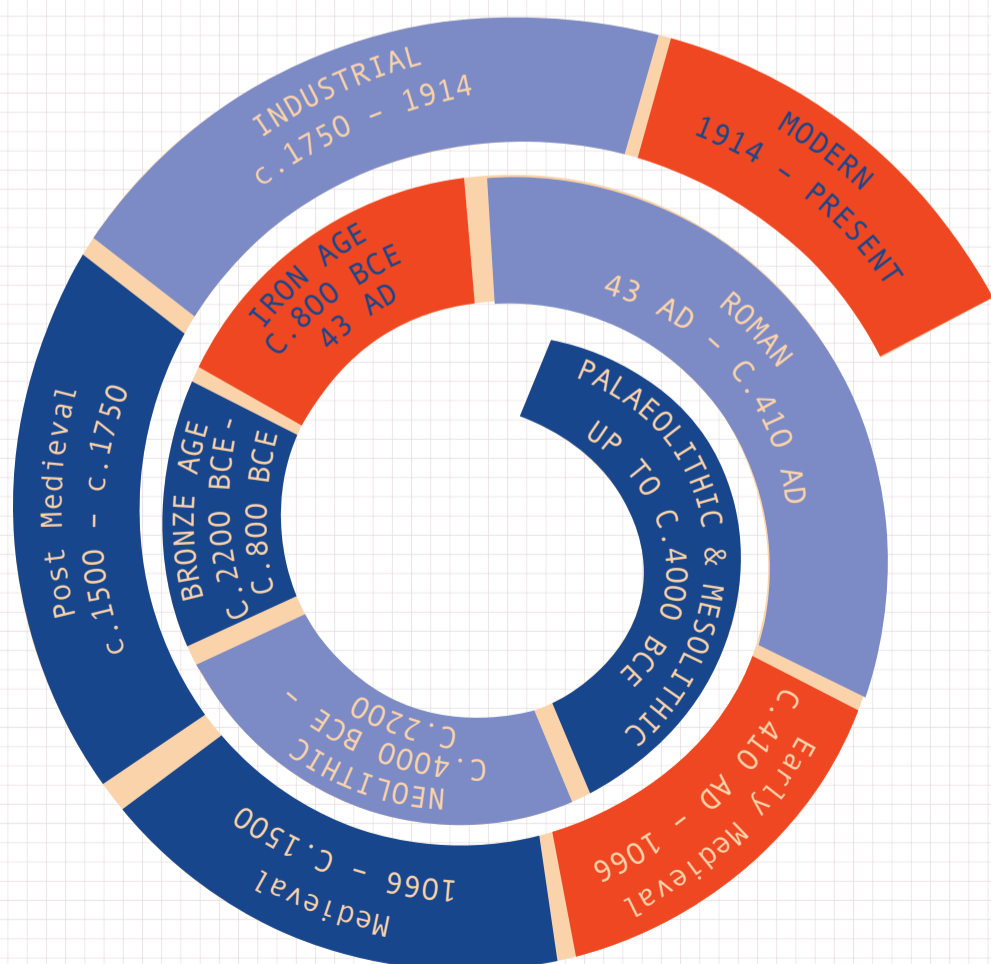


JOBS ON A TYPICAL SITE

THERE IS A PLACE FOR EVERYONE , HERE ARE JUST A FEW EXAMPLES OF WHAT YOU COULD GET UP TO... DIGGING SOIL... SAMPLING... FILLING OUT CONTEXT SHEETS... DRAWING... MEASURING SECTIONS... TAKING PHOTOGRAPHS... LOOKING AFTER PEOPLE... VOLUNTEERING... DRONE SPECIALIST... FINDING AND SORTING... HEAVY DUTY EXCAVATION... CLEANING... BAGGING AND DOCUMENTING...

TIMELINE

THE WORLD FROM THE BEGINNING TO NOW



GLOSSARY

A LITTLE LIST OF TERMS TO HELP YOU ALONG...

ARTEFACTS: Can be anything made or modified by humans
ASSEMBLAGE: Can be anything from particular periods which tend to appear together
CONTEXT: The position of an artefact, the layer of soil it was found in, and other artefacts around it
COPROLITES: Preserved poo!
DEPOSIT: An artefact, group of artefacts, or a fill inside a hole that has been buried or dumped into the ground
EARTHWORKS: The lumps and bumps on the surface of the ground which indicate there are the remains of something underneath, like buildings and burial chambers
ECOFACTS: Natural materials of interest
EXCAVATE: The process of digging up a site using archaeological methods
FEATURES: Non-portable archaeological remains like ditches and mounds
HOARD: A collection of artefacts that have been deliberately buried or hidden together
INTERPRET: What archaeologists think is the meaning or purpose of something from the past, or the reason something is the way that it is
LITHICS: Stone tools
MATERIAL CULTURE: All the things and buildings that people have made and built
SITE: A place where human activity has taken place
SAMPLE: A selection of material or data which is going to be used to test or analyse
SECTIONS: The vertical cuts through layers and features
STRATIFICATION: A series of layers, Strata or deposits laid down over the time. Stratigraphy is the observation of these layers to date each layer
TRENCH: The marked out area on the site where the archaeologists will dig and work
TYPOLGY: Dividing and grouping things up into different types (styles, sizes, condition and so on)